

# Rock N Roll Revival 2015 Controller Setup Ver: Feb 24, 2015

Chan	Circ	FRONT LIGHT (0)	
1	46	Area 1	
2	45	Area 2	
3	43	Area 3	
4	48	Area 4	
5	47	Area 5	
6	36	Area 6	
7	42	Area 7	
8	39	Area 8	
9	49	Area 9	
10	50	Area 10 (144 & 149 A10 Cool Front)	
11	75	Area 11	
12	2/71	Left Aisle in lower seating area	
13	2/72	Right Aisle in lower seating area	

## TOP WARM LIGHT (2)


21	30	Area 1	
22	24	Area 2	
23	21	Area 3	
24	26	Area 4	
25	2/218	Area 5	
26	18	Area 6	
27	12	Area 7	
28	2/209	Area 8	
29	2/206	Area 10	


## TOP COOL LIGHT (3)


31	13	Area 1	
32	17	Area 2	
33	20	Area 3	
34	14	Area 4	
35	16	Area 5	
36	4	Area 6	
37	2	Area 7	
38	6	Area 8	
39	2/204	Area 10	
153	2/80	Area 9	
154	2/81	Area 11	


## TOP RED LIGHT (4)


41	2/216	Area 1	
42	2/215	Area 2	
43	2/214	Area 3	
44	2/213	Area 4	
45	2/212	Area 5	
46	2/202	Area 6	
47	2/201	Area 7	
48	2/203	Area 8	
49	2/205	Area 10	
50	5	Area 9	
51	2/207	Area 11	


<b>PATTERN WASH WARM L147 / (5)</b>			
52	40	Left	
53	38	Center	
54	41	Right	

<b>PATTERN WASH COOL R365 \ (6)</b>			
61	34	Left	
62	37	Center	
63	33	Right	

<b>SIDE LIGHT COOL Stage R57 -&gt; (9)</b>			
91	32	Left DS	
92	27	Center DS	
93	22	Right DS	
94	11	Left US	
95	15	Center US	
96	2/208	Right US	
97	2/78	A10	

<b>←-SIDE LIGHT WARM Stage R318 (10)</b>			
101	29	Left DS	
102	23	Center DS	
103	2/219	Right DS	
104	2/211	Left US	
105	2/210	Center US	
106	19	Right US	
107	2/79	A10	

<b>BAND WARM LIGHT / L147 → (11)</b>			
111	10	Left Half	
112	3	Right Half	

<b>←-BAND COOL LIGHT (12)</b>			
121	8	Left Half	
122	1	Right Half	

<b>SCENERY</b>				
141	31	Left Band Wall PTN		XX
142	28	Left Backboard Cool Top		
143	2/224	Left Band Wall Cool PTN		XX
144	2/223	A10 Cool Front		
145	9,	Back Center Wall PTN		XXXX
146	25	Right Band Wall PTN		XX
147	2/220	Right Backboard Cool Top		
148	25	Right Band Wall Cool PTN		XX
149	2/221	A10 Cool Front		
150	2/72	Scenery Front PTN Left	XXXX	
151	44	Scenery Front PTN Right	XXXX	
152	73	RBG Bulb String		
153	2/80	Left Band Top Light Cool		
154	2/81	Right Band Top Light Cool		
155	2/77	IRON BEAM Bulb String		
156	60	ARCH Back Wall Bulb strings		

<b>FOLLOW SPOTS</b>				
160	86	# 1 Left		
161	87	#2 Right		

<b>HOUSE LIGHT</b>				
171	101-111, 97, 98	Apron and Ceiling Front can lights ****		
172		Ceiling Middle ****		
173		Ceiling Back ****		
174		Left and Right Side & Entrances ****		
175		Left & Right Walls ****		
176		Entrances ****		

<b>MOVING LIGHTS MAC 550 &amp; 250 wash</b>				
186	2/40-66	Back Light Left 550		
187	2/480- 506	Back Light Right 550		
191	2/330- 356	Rear Beam Left 550		
192	2/300- 326	Rear Beam Right 550 Fix Chan on Plot		
193	2/420- 446	House Left Boom 550		
194	2/450- 476	House Right Boom 550		
195	2/360- 386	Back Light Center 550		
196	2/390- 416	Band Special 550		
197	2/100- 118	House Left Boom MAC 250 wash		
198	2/120- 138	House Right Boom MAC 250 wash		
199	2/140- 158	Left stage Wash MAC 250		
200	2/160- 178	Right stageWash MAC 250		

<b>BACK WALL CYCS</b>			
201-206	2/275-279	#1 LEFT	
202	2/270-274	#2	
203	2/265-269	#3	
204	2/260-264	#4	
205	2/255-259	#5	
206	2/250-254	#6 RIGHT	

<b>FOOTLIGHTS at Front Mics</b>			
211-	2/31-36	Center three	
212	2/25-30	Outside Ends L & R	

<b>Octo Strips SCENERY WALL WINDOWS</b>			
213	2/1-6	All Back Arch wall	
214	2/7-12	Band Wall Left	
215	2/13-18	Band Wall Right	

<b>GYM LIGHTS</b>			
250	2/74	Left	Remote 4pack
251	2/75	Center	Remote 4pack
252	2/76	Right	Remote 4pack

<b>PLATFORM EDGE LTS</b>			
253	65	Left Platform Bulb String	
254	62	Right Platform Bulb String	
255	68	Band Beam Blub String Left	
256	69	Band Beam Blub String Center	
257	61	Band Beam Blub String Right	
258	74	Stage Edge Bulb String Left	
259	73	Stage Edge Bulb String Center	
260	72	Stage Edge Bulb String Right	
261	63	Scoreboard	